

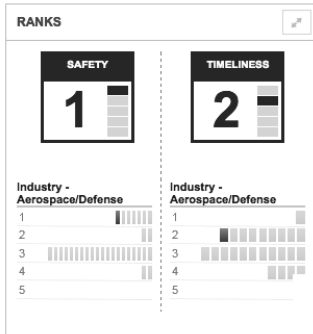


Value Line[®]

LIBRARY SERVICES

For 90 years,
Value Line has
delivered reliable
data, news, analysis,
and tools to smart
investors like you.

**Where are you
getting your
investment ideas?**



Ask your librarian for
information about your
library's Value Line
research offerings.

For investment education,
visit
[www.valuelibrary.com/
education](http://www.valuelibrary.com/education)

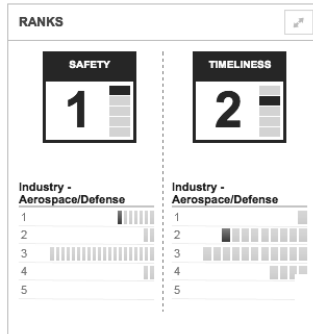


Value Line[®]

LIBRARY SERVICES

For 90 years,
Value Line has
delivered reliable
data, news, analysis,
and tools to smart
investors like you.

**Where are you
getting your
investment ideas?**



Ask your librarian for
information about your
library's Value Line
research offerings.

For investment education,
visit
[www.valuelibrary.com/
education](http://www.valuelibrary.com/education)

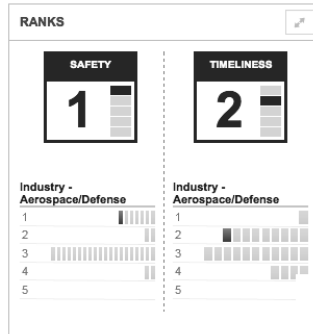


Value Line[®]

LIBRARY SERVICES

For 90 years,
Value Line has
delivered reliable
data, news, analysis,
and tools to smart
investors like you.

**Where are you
getting your
investment ideas?**



Ask your librarian for
information about your
library's Value Line
research offerings.

For investment education,
visit
[www.valuelibrary.com/
education](http://www.valuelibrary.com/education)

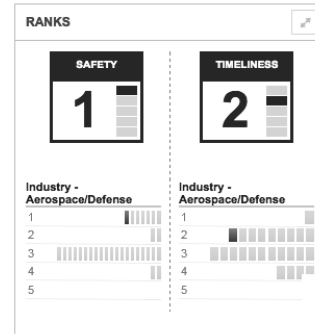


Value Line[®]

LIBRARY SERVICES

For 90 years,
Value Line has
delivered reliable
data, news, analysis,
and tools to smart
investors like you.

**Where are you
getting your
investment ideas?**



Ask your librarian for
information about your
library's Value Line
research offerings.

For investment education,
visit
[www.valuelibrary.com/
education](http://www.valuelibrary.com/education)

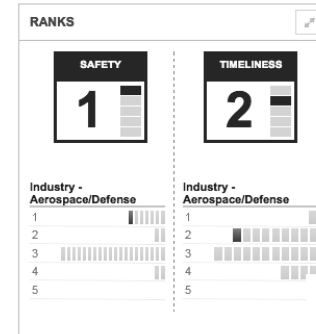


Value Line[®]

LIBRARY SERVICES

For 90 years,
Value Line has
delivered reliable
data, news, analysis,
and tools to smart
investors like you.

**Where are you
getting your
investment ideas?**



Ask your librarian for
information about your
library's Value Line
research offerings.

For investment education,
visit
[www.valuelibrary.com/
education](http://www.valuelibrary.com/education)



Value Line®

Home Depot NYSE:HD

Last Price	Day Change	Trailing P/E	Relative P
\$326.76	\$1.24 (+0.38%)	22.60	1.08

As of 2:35 PM Jul 29, 2021. Delayed at least 15 minutes.

Industry Rank: Retail Building Supply - 45 (of 97) ↕

RANKS

CURRENT LIST



Industry - Retail Building Supply



Industry - Retail Building Supply



The Safety™ Rank measures the total risk...
The Timeliness™ Rank measures...

Show

COMMENTARY

Click icons to view commentaries. Color indicates the n



Jun 11, 2021 Commentary

The Home Depot announced stellar fiscal first-qua (ended May 2nd) results. Sales jumped 33% from year earlier and 42% from the like fiscal 2019 figur \$37.5 billion, well ahead of our \$32.5 billion forecast. Comparable-store sales increased 31.0% year to y Consumers' seemingly insatiable demand for hom improvement projects was on display in the quarter. Americans, many of whom are flush with cash thar to elevated savings rates during the pandemic and government stimulus checks, remained focused on their homes. Low borrowing costs, rising home pri Read more »

VALUATION



Value Line®

Home Depot NYSE:HD

Last Price	Day Change	Trailing P/E	Relative P
\$326.76	\$1.24 (+0.38%)	22.60	1.08

As of 2:35 PM Jul 29, 2021. Delayed at least 15 minutes.

Industry Rank: Retail Building Supply - 45 (of 97) ↕

RANKS

CURRENT LIST



Industry - Retail Building Supply



Industry - Retail Building Supply



The Safety™ Rank measures the total risk...
The Timeliness™ Rank measures...

Show

COMMENTARY

Click icons to view commentaries. Color indicates the n



Jun 11, 2021 Commentary

The Home Depot announced stellar fiscal first-qua (ended May 2nd) results. Sales jumped 33% from year earlier and 42% from the like fiscal 2019 figur \$37.5 billion, well ahead of our \$32.5 billion forecast. Comparable-store sales increased 31.0% year to y Consumers' seemingly insatiable demand for hom improvement projects was on display in the quarter. Americans, many of whom are flush with cash thar to elevated savings rates during the pandemic and government stimulus checks, remained focused on their homes. Low borrowing costs, rising home pri Read more »

VALUATION



Value Line®

Home Depot NYSE:HD

Last Price	Day Change	Trailing P/E	Relative P
\$326.76	\$1.24 (+0.38%)	22.60	1.08

As of 2:35 PM Jul 29, 2021. Delayed at least 15 minutes.

Industry Rank: Retail Building Supply - 45 (of 97) ↕

RANKS

CURRENT LIST



Industry - Retail Building Supply



Industry - Retail Building Supply



The Safety™ Rank measures the total risk...
The Timeliness™ Rank measures...

Show

COMMENTARY

Click icons to view commentaries. Color indicates the n



Jun 11, 2021 Commentary

The Home Depot announced stellar fiscal first-qua (ended May 2nd) results. Sales jumped 33% from year earlier and 42% from the like fiscal 2019 figur \$37.5 billion, well ahead of our \$32.5 billion forecast. Comparable-store sales increased 31.0% year to y Consumers' seemingly insatiable demand for hom improvement projects was on display in the quarter. Americans, many of whom are flush with cash thar to elevated savings rates during the pandemic and government stimulus checks, remained focused on their homes. Low borrowing costs, rising home pri Read more »

VALUATION



Value Line®

Home Depot NYSE:HD

Last Price	Day Change	Trailing P/E	Relative P
\$326.76	\$1.24 (+0.38%)	22.60	1.08

As of 2:35 PM Jul 29, 2021. Delayed at least 15 minutes.

Industry Rank: Retail Building Supply - 45 (of 97) ↕

RANKS

CURRENT LIST



Industry - Retail Building Supply



Industry - Retail Building Supply



The Safety™ Rank measures the total risk...
The Timeliness™ Rank measures...

Show

COMMENTARY

Click icons to view commentaries. Color indicates the n



Jun 11, 2021 Commentary

The Home Depot announced stellar fiscal first-qua (ended May 2nd) results. Sales jumped 33% from year earlier and 42% from the like fiscal 2019 figur \$37.5 billion, well ahead of our \$32.5 billion forecast. Comparable-store sales increased 31.0% year to y Consumers' seemingly insatiable demand for hom improvement projects was on display in the quarter. Americans, many of whom are flush with cash thar to elevated savings rates during the pandemic and government stimulus checks, remained focused on their homes. Low borrowing costs, rising home pri Read more »

VALUATION



Value Line®

Home Depot NYSE:HD

Last Price	Day Change	Trailing P/E	Relative P
\$326.76	\$1.24 (+0.38%)	22.60	1.08

As of 2:35 PM Jul 29, 2021. Delayed at least 15 minutes.

Industry Rank: Retail Building Supply - 45 (of 97) ↕

RANKS

CURRENT LIST



Industry - Retail Building Supply



Industry - Retail Building Supply



The Safety™ Rank measures the total risk...
The Timeliness™ Rank measures...

Show

COMMENTARY

Click icons to view commentaries. Color indicates the n



Jun 11, 2021 Commentary

The Home Depot announced stellar fiscal first-qua (ended May 2nd) results. Sales jumped 33% from year earlier and 42% from the like fiscal 2019 figur \$37.5 billion, well ahead of our \$32.5 billion forecast. Comparable-store sales increased 31.0% year to y Consumers' seemingly insatiable demand for hom improvement projects was on display in the quarter. Americans, many of whom are flush with cash thar to elevated savings rates during the pandemic and government stimulus checks, remained focused on their homes. Low borrowing costs, rising home pri Read more »

VALUATION